


PLAN DE MONTAGE

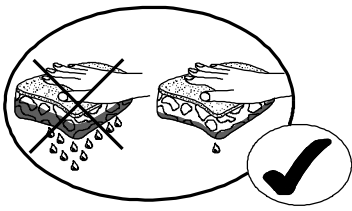


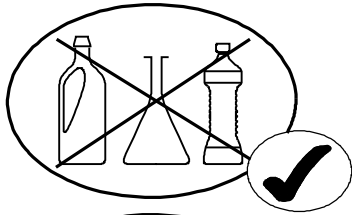
FORMAT A4
POUR PERENCHIES

INSCRIPTION SUR BOITE
POUR LOMPRET

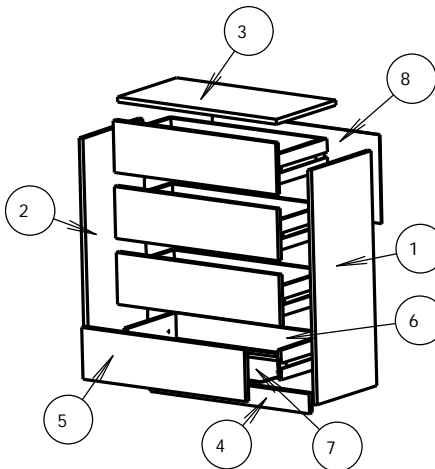



SAV
SPAREPARTS
KUNDEDIENST
POST VENTAS
SERVICE NA VERKOOP
SERVIZIO POST-VENDITA
SERVICO DEPOIS DE VENDA
SERWIS POGWARANCYJNY

7982 2




REP	DIM	QTE
1	703 x 293	1
2	703 x 293	1
3	577 x 292	1
4	577 x 59	1
5	589 x 155	4
6	250 x 569	4
7	554 x 248	4
8	605 x 266	1



340750 X 4 6 PANS 7x50	728 X 2 5x30	340132 X 1 GLUE	434 X 1 	7961 X 4
935 X 16 VBA SPAX TF 3x12	1629 X 8 	1109 X 4 	604757 X 1 x30	918 X 16 VBA TR 4x25
			332169 X 8 	



1H 00MN



FR SECURITE

RESPECTER LES INSTRUCTIONS DE MONTAGE DECRITES DANS LA NOTICE.

EN CAUTION

FOLLOW CAREFULLY THE ASSEMBLING INSTRUCTIONS DESCRIBED IN THE DIRECTIONS.

DE SICHERHEITSVORSCHRIFTEN

BEACHTEN SIE BITTE UNBEDINGT DIE ANGEGEBENEN AUFBAUVORSCHRIFTEN.

ES SEGURIDAD

RESPECTAR LAS INSTRUCCIONES DE MONTAJE DESCRIBIDAS EN EL FOLLETO.

NL VEILIGHEID

DE IN DE GEBRUIKSAANWIJZING BESCHREVEN INSTRUCTIES RESPECTEREN.

IT SICUREZZA

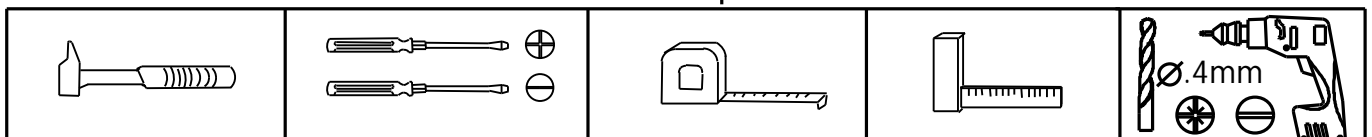
RISPETTARE LE INSTRUZIONI DI MONTAGGIO DESCRITTE NEEL'AVVERTENZA.

PT SEGURANCA

RESPEITAR AS INSTURAÇOS DE MONTAGEM DESCREVEDAS NA INSTRUÇOES DE USO.

PL UWAGA

PROSZĘ PRZESTRZEGĄĆ INSTRUKCJI MONTAŻU.



1

935 X16	7961 X 4
---------	----------

VBA SPAX TF 3x12

2

728 X 2

5x30

3

340750 X 4	434 X 1
------------	---------

6 PANS 7x50

4

604757 X1

x30

5

332169 X8	918 X16	340132 X 1
-----------	---------	------------

VBA TR 4x25

GLUE

x4

6

1629 X 8	1109 X 4
----------	----------