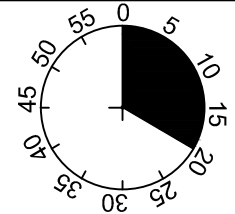

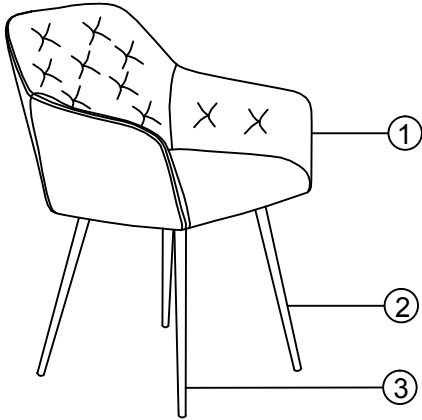


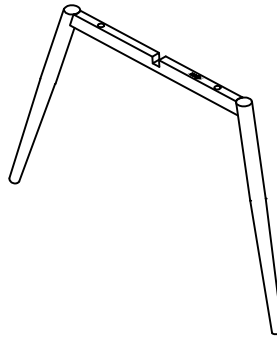
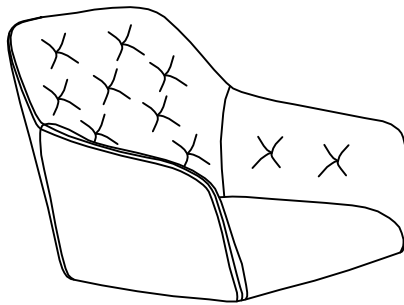
# Tina 1



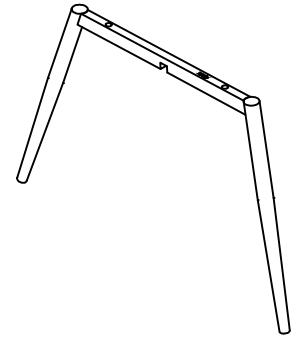
1

2

3




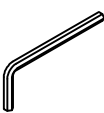
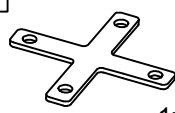


R



L

1	1 x
2	1 x
3	1 x

A	M6X40	B	M6x13	C	Ø14xØ6x1.5	D	4MM	E	T2.0x90x90
									
	4x		4x		4x		1x		1x

**I.**

**1**

3 → L

1 →

D

A

C

**A** M6x40  
2x

**C** Ø14xØ6x1.5  
2x

**D** 4MM  
1x

75%

**2**

2 → R

D

A

C

**A** M6x40  
2x

**C** Ø14xØ6x1.5  
2x

**D** 4MM  
1x

75%

**3**

D

B

E

**B** M6x13  
4x

**D** 4MM  
1x

**E** T2.0x90x90  
1x

75%

**4**

D

4MM

1x

100%

